



WINDOW **MSline+**®

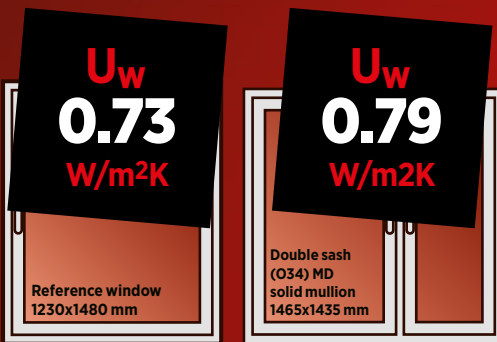
The wave of change



MSline+ windows are our answer for changes in modern construction. This is the new quality of windows.

MSline+ has the modern technology suited to individual expectations while retaining the balance between performance parameters and price.

20 years of manufacturing experience have allowed us to produce the most universal product in our offer. It meets European energy performance requirements in its cheapest form as well as thermal parameters for passive windows.



New **MSline+** windows are designed with German 6-chamber, 82 mm SALAMANDER profiles. We especially recommend the MD system with an additional middle gasket in the frame and a special 2 mm laser-welded closed reinforcement.

Two-chamber 0.5 **SUPERtermo*** glazing made up of the latest generation of glass with brighter thermal coating lets more light and sun heat to pass into the room. **MSline+ MD** windows equipped with this kind of glazing and coloured **CHROMATECH ultra*** warm edge spacer are characterized by excellent thermal parameters which have previously been reserved only for passive windows.

The new **MSline+** windows are equipped with the **comfortable fitting package**, **security package** with **three anti-theft hooks** and **METZ** handle with **Secustik** protection.

Available in a wide variety of **40 colours** including traditional woodgrain foils as well as the latest generation of foils which include aluminum finishes.

Our offer is also includes **terrace door**, **entrance door**, **PSK** tilt & slide patio doors, and **HST** lift & slide door system.

The most popular add-ons:

- **Burglary-resistant** glazing and fittings in certified RC1 and RC2 class
- Remote-controlled **roller shutters**
- Concealed **reed contacts**
- Concealed hinges
- Low **warm aluminium threshold** for balcony and terrace doors
- **Wood Look®** - connection of window corners like with wood windows

* additional equipment

